
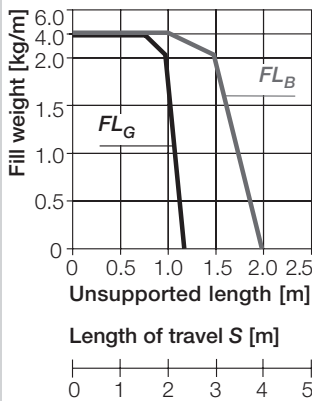


For new constructions:
Series "E2/1000"
2400/2500 ▶ page 5.84

Series 200 · 240 · 250 E2 medium

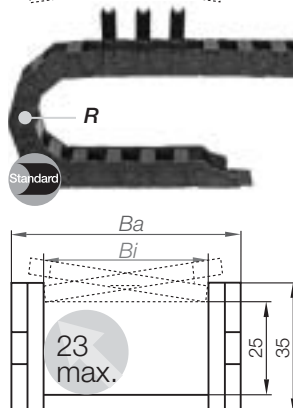
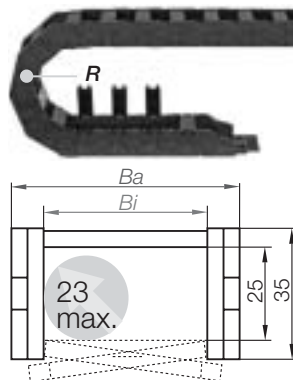
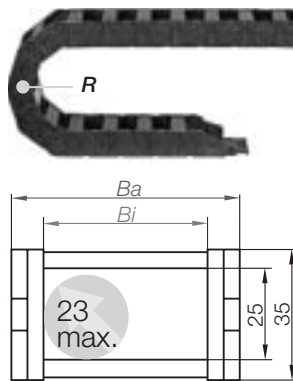
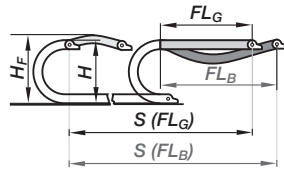


- ① Double stop dog for long unsupported length
- ② Snap-open, hinged to left or right, accessible from the top
- ③ Integrated strain relief possible
- ④ Large pins for long service life
- ⑤ Lateral glide surfaces for side-mounted operation
- ⑥ Tapered insertion point for easy assembly
- ⑦ Cable-friendly, smooth interior with modular interior separation
- ⑧ Dirt-repellent, contoured exterior
- ⑨ Series 240 snap-open along inner radius can be combined with Series 250 snap-open along outer radius



Unsupported length

FL_G = with straight upper run
 FL_B = with permitted sag



Series 200 - non snap-open

Part No.	B_i [mm]	B_a [mm]	R [mm] Bending Radii
200.02.□.0	25	41	055 075 100
200.03.□.0	38	54	125 150 175
200.05.□.0	57	73	200 225 250
200.07.□.0	77	93	Radii for all widths!
200.09.□.0	90	106	
200.10.□.0	103	119	
200.12.□.0	125	141	

Supplement Part No. with required radius. Example: 200.10. 100.0
Bending radii listed above can be combined with every chain width!

Series 240 - snap-open along inner radius

Part No.	B_i [mm]	B_a [mm]	R [mm] Bending Radii
240.02.□.0	25	41	055 075 100
240.03.□.0	38	54	125 150 175
240.05.□.0	57	73	200 225 250
240.07.□.0	77	93	Radii for all widths!
240.09.□.0	90	106	
240.10.□.0	103	119	
240.12.□.0	125	141	

Supplement Part No. with required radius. Example: 240.10. 100.0
Bending radii listed above can be combined with every chain width!

Series 250 - snap-open along outer radius

Part No.	B_i [mm]	B_a [mm]	R [mm] Bending Radii
250.02.□.0	25	41	055 075 100
250.03.□.0	38	54	125 150 175
250.05.□.0	57	73	200 225 250
250.07.□.0	77	93	Radii for all widths!
250.09.□.0	90	106	
250.10.□.0	103	119	
250.12.□.0	125	141	

Supplement Part No. with required radius. Example: 250.10. 100.0
Bending radii listed above can be combined with every chain width!

Part No. structure



Color black
Bending radius
Width
Series

Order example 2,0 m complete E-Chain®
(Indicate chain-lengths or number of links)

- 2,0 m (44 links) **Series 250.10.100.0**
- + 2 separators **211** assembled each 2nd link
- + 1 set mounting brackets + tie-wrap plates **2100.34PZB**

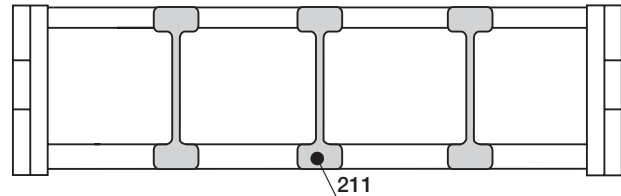
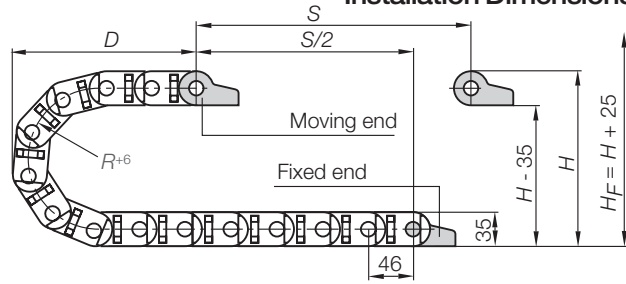
Series 200 · 240 · 250 E2 medium

Pitch = 46 mm Links per m = 22 Chain length = $S/2 + K$

R	055	075	100	125	150	175	200	225	250
H⁺⁴	145	185	235	285	335	385	435	485	535
D	125	150	170	195	220	245	270	295	320
K	276	346	414	496	578	660	742	814	920

The required clearance height is $H_F = H + 25$ mm (with 1,5 kg/m fill weight). Please consult igus® if space is particularly restricted.

Installation Dimensions



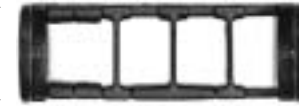
Vertical Separator

unassembled	201
assembled	211



Interior Separation

(the complete range ▶ 5.84)

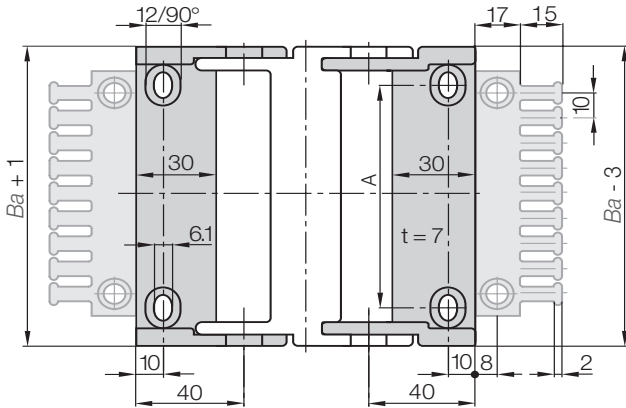


2...3PZ(B)

Moving end

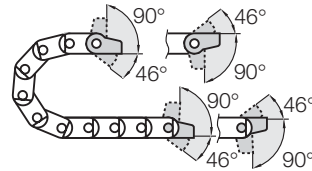
2...4PZ(B)

Fixed end




Moving end (with bore)

2...3PZ(B)



2...4PZ(B)
Fixed end (with pin)

Mounting Brackets

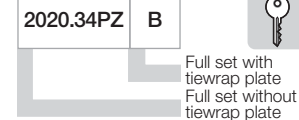


Polymer pivoting, with or without strain relief tiewrap plates

For E-Chain®	Part No.	Part No. with tiewrap plate + 10 cable tiewraps	Part No. full set without tiewrap plate	Dimension A [mm]
200/240/250.02. ▶	2020.34PZB	2020.34PZBK1	2020.34PZ	12
200/240/250.03. ▶	2030.34PZB	2030.34PZBK1	2030.34PZ	25
200/240/250.05. ▶	2050.34PZB	2050.34PZBK1	2050.34PZ	44
200/240/250.07. ▶	2070.34PZB	2070.34PZBK1	2070.34PZ	64
200/240/250.09. ▶	2090.34PZB	2090.34PZBK1	2090.34PZ	77
200/240/250.10. ▶	2100.34PZB	2100.34PZBK1	2100.34PZ	90
200/240/250.12. ▶	2125.34PZB	2125.34PZBK1	2125.34PZ	112

Tiewrap plates are possible at the moving end and/or the fixed end!

Part No. structure



Full set, for both ends:

2020. 34 PZB (+ tiewrap plates)

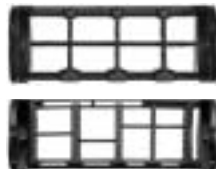
Single-part order:

2020. 3 PZB (+ tiewrap plates)

Mounting bracket with bore

2020. 4 PZB (+ tiewrap plates)

Mounting bracket with pin



Interior separation with full-width shelves and shelves possible



Polymer mounting bracket, locking



KMA mounting bracket available with C-profile



Steel mounting bracket available

Additional Features

For more features

▶ see link below



E2 medium classic
Inner height: 25 mm

Phone +49- (0) 22 03-96 49-800
Fax +49- (0) 22 03-96 49-222



▶ chapter 10



▶ chapter 9